

■ **A variety of space solutions ready to be used!**



A flexible modular system with a variety of equipment options permits individually designed space solutions.



Type BM 20'

■ **CTX office cabins:**

- usable as single cabin or as part of a modular building
- easily interchangeable wall panels
- excellent insulation

■ **CTX office cabins as flatpacks = Transpack cabins**

- office cabins can also be supplied as flat packed Transpack cabins
- cost saving transport
- quick assembly with standard tools



Variety of uses possible



Comfortable working environment



Perfect office solution

Simple Design!



Individual layout options thanks to the panel system



Wall panels can be assembled and dismantled easily and quickly.



High quality PVC windows with double glazing and roller shutter







Recessed CEE power connectors



The individual cabins can be linked side by side, end to end or stacked on top of each other

Paint¹:

RAL 5010	Gentian blue	
RAL 7035	Light grey	
RAL 9002	Grey white	
RAL 9010	Pure white	

¹ additional colours on request

Dimensions (mm) and weights (kg):

Type ²	external				internal			weight ⁴ (package)	weight ⁴ (assembled)
	length	width	height ³ (package)	height ³ (assembled)	length	width	height ³		
BM 10'	2,989	2,435	648	2,591	2,795	2,240	2,340	from 1,350	1,290
BM 16'	4,885	2,435	648	2,591	4,690	2,240	2,340	from 1,750	1,690
BM 20'	6,055	2,435	648	2,591	5,860	2,240	2,340	from 1,990	1,930
BM 30'	9,120	2,435	648	2,591	8,925	2,240	2,340	from 2,770	2,710

² details to corridor cabins 16'/24' and staircase cabins on request

³ also available with an external height of 2,800 mm / internal height 2,540 mm / package height 864 mm

⁴ depending on layout

Further details: www.containex.com and technical description; subject to alterations

Valid: November 2008